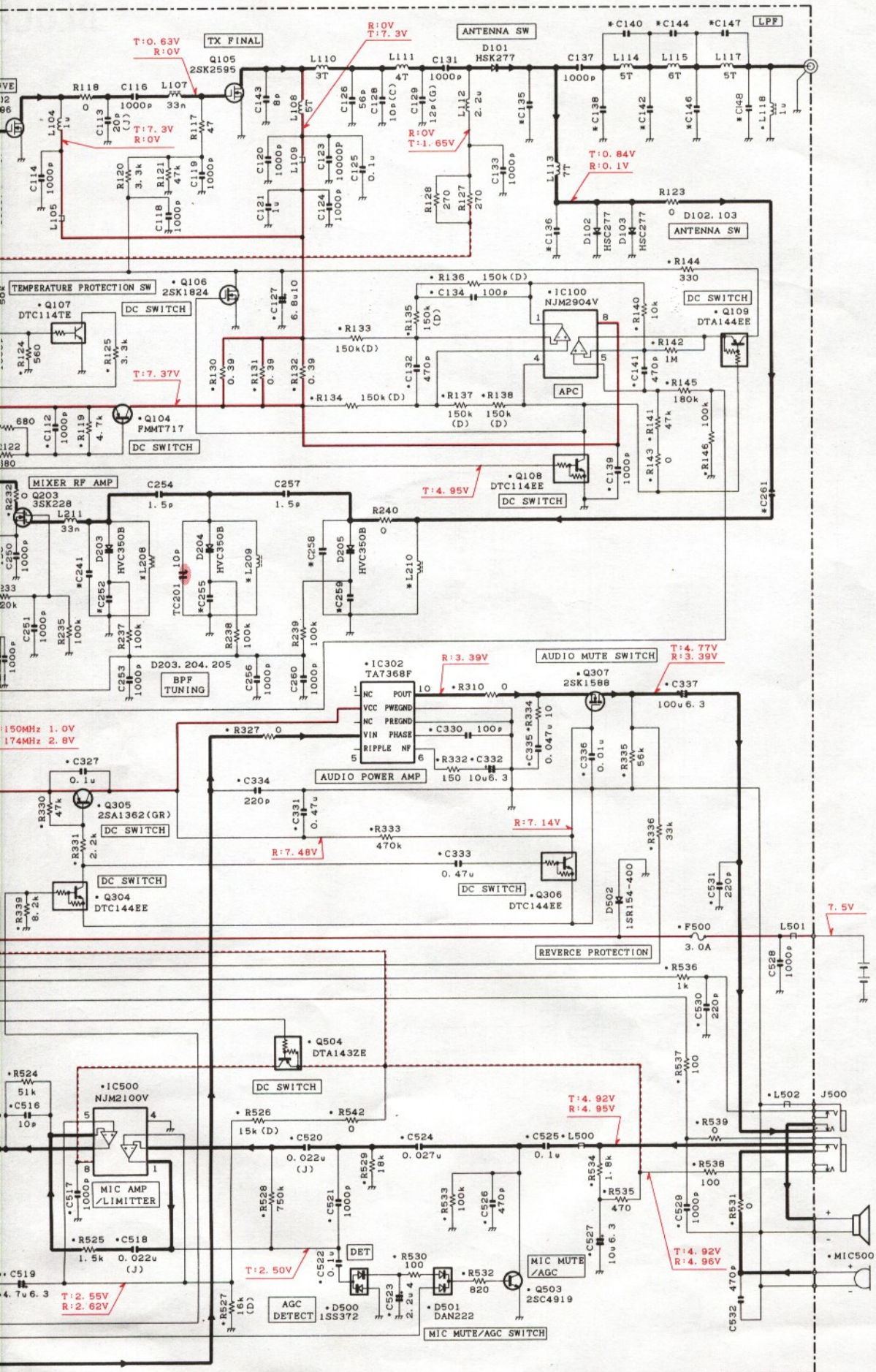
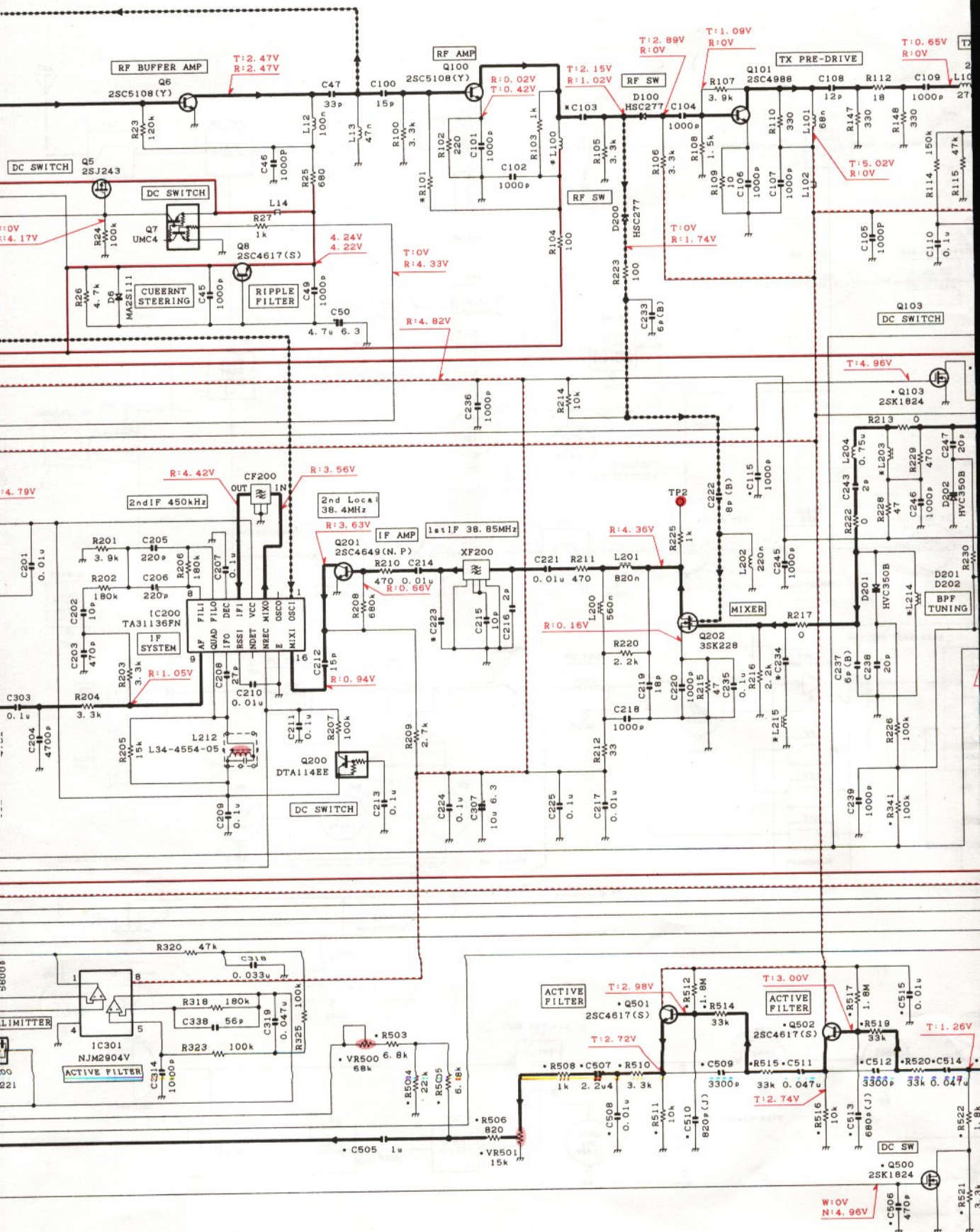


SCHEMATIC DIAGRAM TK-2102



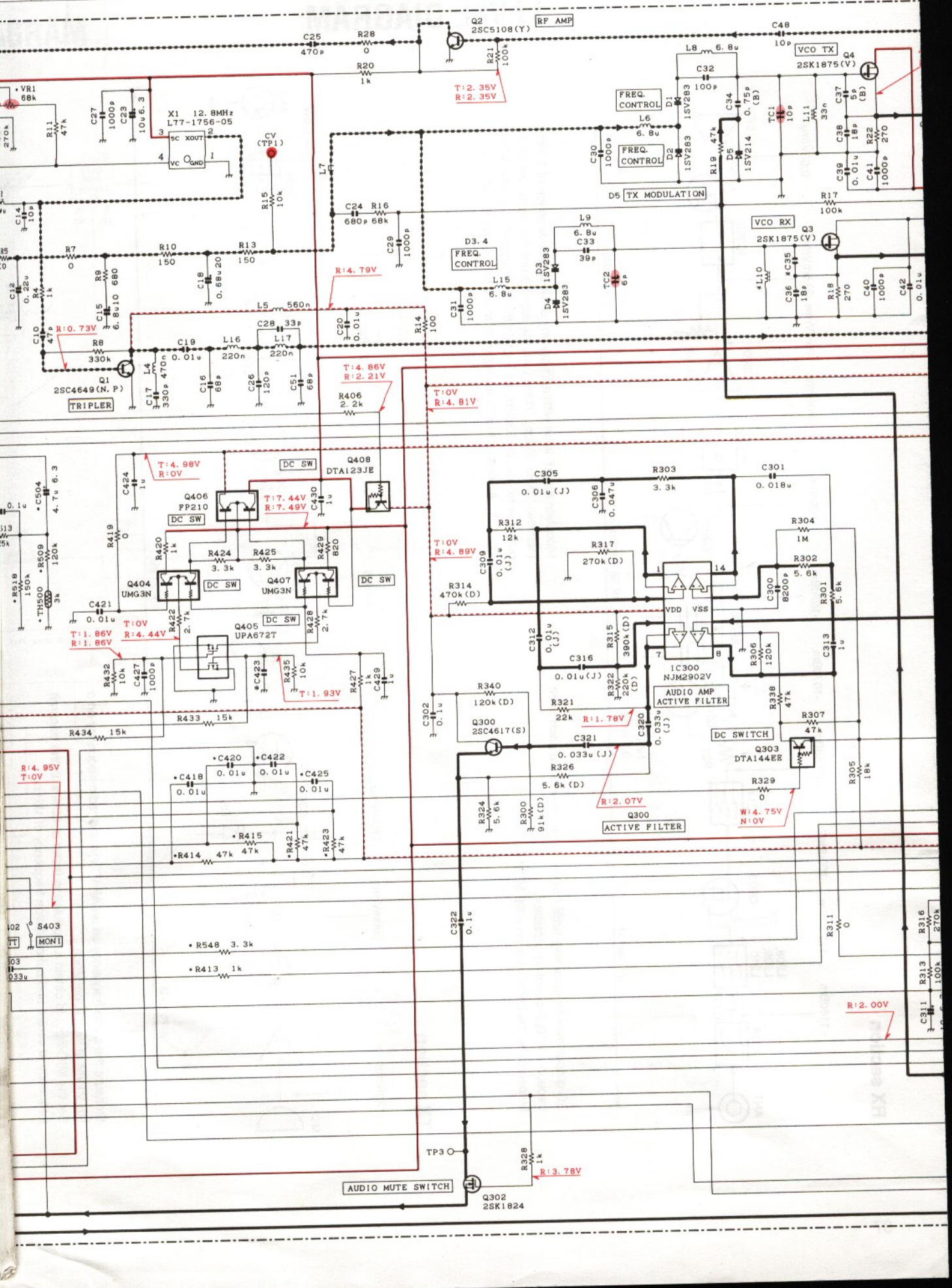
Note: Component marked with a dot (•) are parts of pattern1.

L203	L208	L209	L210	L214	L215
56n	56n	56n	47n	56n	0.56u
68n	68n	68n	56n	68n	NO



W: 0.9V
N: 4.96V

C135	C136	C138	C140	C142	C144	C146	C147	C148	C223	C234	C241	C248	C252	C255	C258	C261	C423	R101	
27p	39p	10p	10p	22p	9p	20p	10p	NO	2p	30p	5p	8p	18p	16p	NO	20p	15p	1000p	10k
33p	47p	12p	11p	30p	11p	24p	11p	10p	9p	NO	8p	10p	12p	18p	5p(B)	15p	9p(B)	0.1u	12k



TX-RX UNIT (X57-6020-XX)

		C35	C1
K, M	0-10	6p	2
K2, M2	0-11	8p	3

D1-4 :1SV283
 D5 :1SV214
 D6, 7 :MA25111
 D100 :HSC277
 D101 :HSK277
 D102, 103, 200 :HSC277
 D201-205 :HVC350B
 D300 :DA221
 D400 :B30-2156-05
 D401 :B30-2157-05
 D500 :1SS372
 D501 :DAV222
 D502 :ISR154-400

Q1, 201 :2SC4649(N, P)
 Q2, 6 :2SC5108(Y)
 Q3, 4 :2SK1875(V)
 Q5 :2SJ243
 Q7 :UMC4
 Q8, 300, 501, 502 :2SC4617(S)
 Q100 :2SC5108(Y)
 Q101 :2SC4988
 Q102 :2SK2596
 Q103, 106, 302, 500 :2SK1824
 Q104 :FMMT717
 Q105 :2SK2595
 Q107 :DTC1147E
 Q108, 400, 401 :DTC114EE
 Q109, 303 :DTA114EE
 Q200 :DTA114EE
 Q202, 203 :3SK228
 Q304, 306, 403 :DTC114EE
 Q305 :2SA1362(GR)
 Q307 :2SK1588
 Q402 :DTA114YE
 Q404, 407 :UMG3N
 Q405 :UPA672T
 Q406 :FF210
 Q408 :DTA123JE
 Q503 :2SC4919
 Q504 :DTA143ZE

IC1 :MB15A02
 IC100 :NJM2904V
 IC200 :TA31136FN
 IC300 :NJM2902V
 IC301 :NJM2904V
 IC302 :TA7368F
 IC400 :PST9140NR
 IC401 :AT2408N10S12.5
 IC402 :RN5VL45C
 IC403 :M38267M8L241GP
 IC404 :S-B1350HG-KD
 IC500 :NJM2100V

CHANNEL SWITCH
 POWER SWITCH
 AUDIO VOLUME

